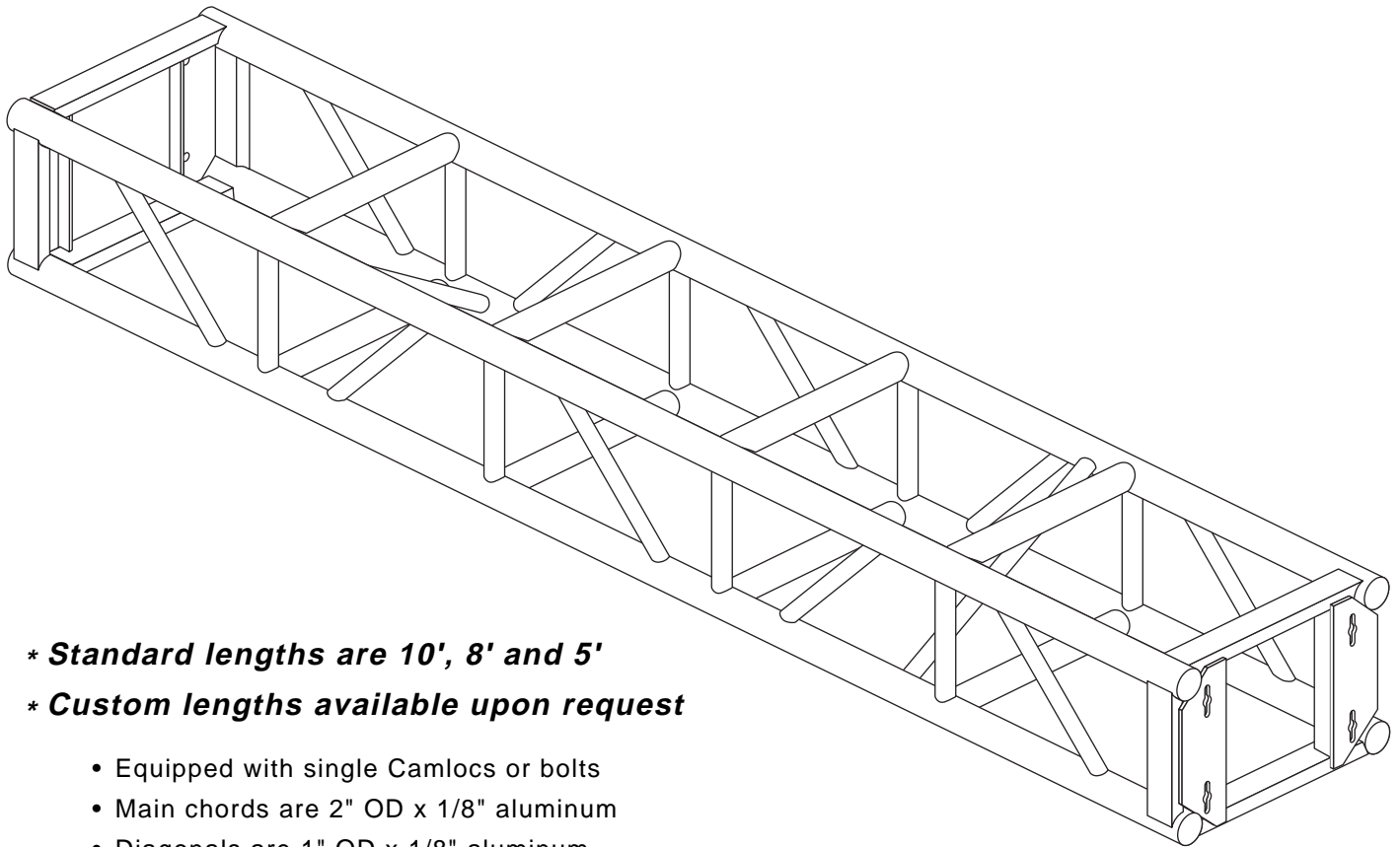
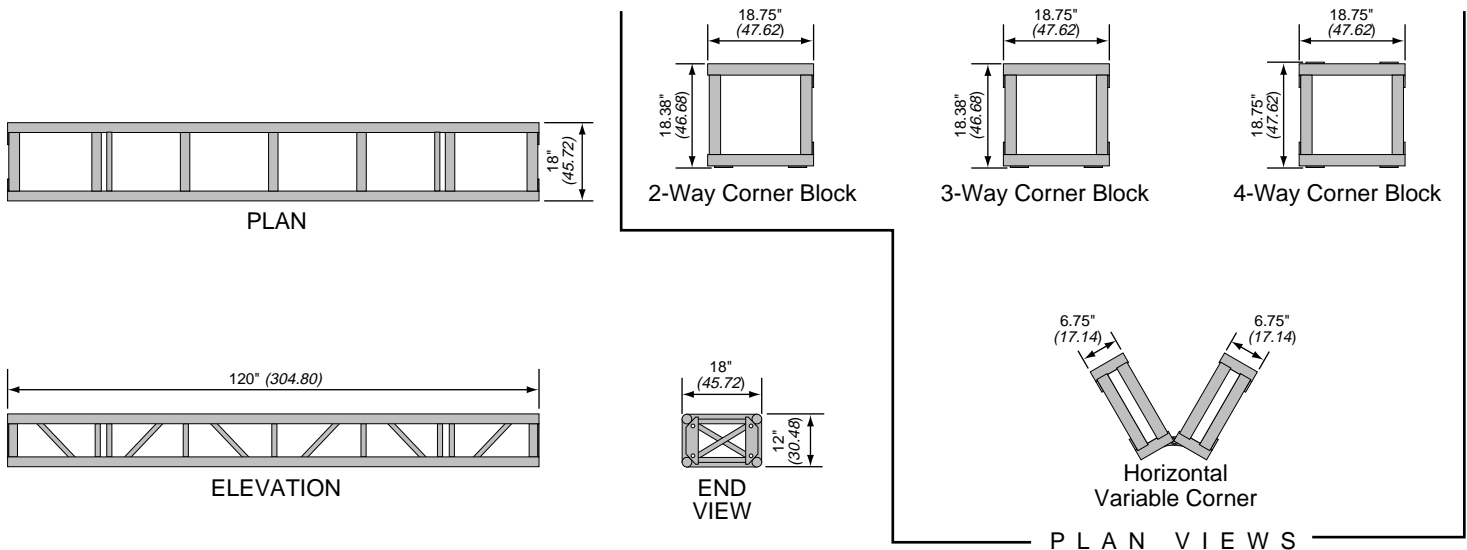


LIGHT DUTY
TRUSS
12" x 18" PLATED

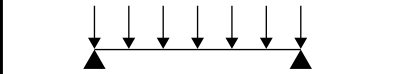
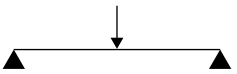
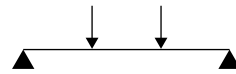
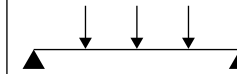


- * **Standard lengths are 10', 8' and 5'**
- * **Custom lengths available upon request**
- Equipped with single Camlocs or bolts
- Main chords are 2" OD x 1/8" aluminum
- Diagonals are 1" OD x 1/8" aluminum
- Fabricated by certified welders



ALLOWABLE LOAD DATA

LIGHT DUTY TRUSS 12" x 18" PLATED

MAXIMUM ALLOWABLE UNIFORM LOADS				MAXIMUM ALLOWABLE POINT LOADS					
				CENTER POINT		THIRD POINT		QUARTER POINT	
									
Span ft. (mtrs)	Load #/ft.	Load lbs (kgs)	Max Defl. in.	Load lbs (kgs)	Max Defl. in.	Load lbs (kgs)	Max Defl. in.	Load lbs (kgs)	Max Defl. in.
<i>Single Camloc through 3/8" gusset plates</i>									
10 (3.04)	308	3080 (1397)	0.09	1541 (699)	0.08	1156 (524)	0.10	771 (350)	0.09
20 (6.09)	71	1420 (644)	0.38	714 (324)	0.31	536 (243)	0.39	357 (162)	0.36
30 (9.14)	27	810 (367)	0.84	414 (188)	0.72	310 (141)	0.87	207 (94)	0.82
40 (12.21)	12	480 (218)	1.50	245 (111)	1.33	184 (83)	1.54	122 (55)	1.47
<i>5/8" diameter Grade 8 bolts with standard washers through 3/8" gusset plates</i>									
10 (3.04)	445	4450 (2019)	0.14	2229 (1011)	0.11	1672 (758)	0.14	1115 (506)	0.13
20 (6.09)	105	2100 (953)	0.54	1058 (480)	0.44	794 (360)	0.56	529 (240)	0.52
30 (9.14)	42	1260 (572)	1.20	643 (292)	1.02	482 (219)	1.25	322 (146)	1.17
40 (12.21)	20	800 (363)	2.11	417 (189)	1.86	312 (142)	2.21	208 (94)	2.10

Note: Deflections reported in the above tables are maximum expected for full loadings (indoors only).

All loads are based on 10'-0" sections. Other section lengths are available.

Load tables are reprinted from engineering reports developed by Parkhill, Smith & Cooper, Inc., structural engineers, and apply to truss fabricated after December, 1989.

LIGHT DUTY TRUSS 12" x 18" PLATED

Connections are single sets of bolts or Camlocs

Product Description	Item Code	Weight lbs (kgs)
5' LIGHT DUTY TRUSS 12" X 18"	Bolt TRS 1218-060B Cam TRS 1218-060C	39 (18)
8' LIGHT DUTY TRUSS 12" X 18"	Bolt TRS 1218-096B Cam TRS 1218-096C	57 (26)
10' LIGHT DUTY TRUSS 12" X 18"	Bolt TRS 1218-120B Cam TRS 1218-120C	67 (30)
LIGHT DUTY 12" X 18" 2-WAY CORNER BLOCK	Bolt TRS 1218-C2B Cam TRS 1218-C2C	19 (9)
LIGHT DUTY 12" X 18" 3-WAY CORNER BLOCK	Bolt TRS 1218-C3B Cam TRS 1218-C3C	21 (10)
LIGHT DUTY 12" X 18" 4-WAY CORNER BLOCK	Bolt TRS 1218-C4B Cam TRS 1218-C4C	25 (11)
LD 12" X 18" ARTICULATING BLOCK VERTICAL (center pivot)	Bolt TRS 1218-AVB Cam TRS 1218-AVC	29 (13)
LD 12" X 18" VARIABLE CORNER VERT. (book style with brace pivot)	Bolt TRS 1218-VVB Cam TRS 1218-VVC	30 (13)